

MVPGT CASSETTE FILTERS – VILEDON QUALITY WITH OPTIMIZED PERFORMANCE

FINE FILTERS FOR GAS TURBINES AND COMPRESSORS

FILTER TYPE	FILTER CLASS TO ISO 16890	FILTER CLASS TO EN 779:2012
MVPGT85	ISO ePM2,5 70%	F7
MVPGT95	ISO ePM1 70%	F8
MVPGT98	ISO ePM1 85%	F9



The application

Viledon® MVPGT cassette filters offer operational reliability and cost efficiency for intake air filtration of

- gas turbines in power generation and in the oil and gas industry
- compressors and diesel and gas engines

MVPGT is particularly suited for peaking units located onshore with average dust concentrations in the ambient air.

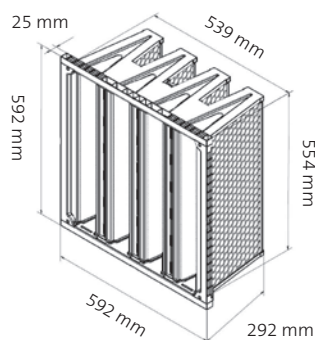
The characteristics

- MVPGT filters are constructed for simple handling at installation.
- Micro-glassfiber papers with hydrophobic fibers are used as filter media.
- The entire filter element is non-corroding, and fully incinerable, since it contains no metal parts. The frame consists of halogen-free plastic.
- The leak-proof casting of the dimensionally stable media pleat pack and

frame components provides high burst strength, as well as excellent security against dust penetration during operation.


The special features

- MVPGT cassette filters are supplied with protection grids fitted to minimize risk of damage to the filter during operation and optionally with a foamed-in place gasket.



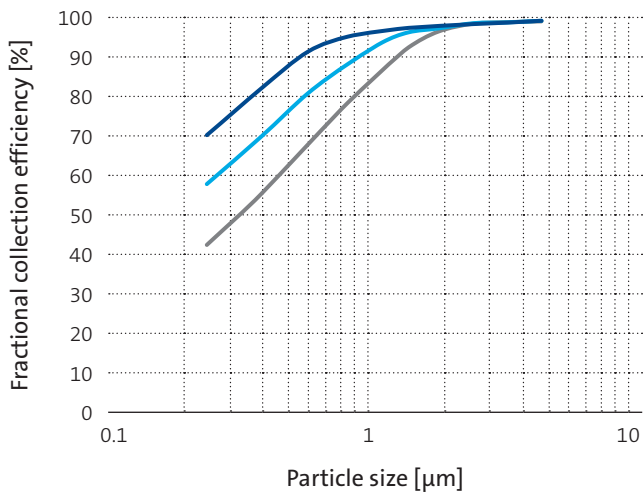
- The recessed vertical rails allow full usage of a directly attached prefilter panel resulting in longer lifetimes and lower pressure drops.
- A lug between the two inner V's allows easy handling.
- The frame offers various possibilities for the installation of clips to hold prefilters.
- Optionally installed pins can be used for combination with other pre- or final filters by using the patented Viledon® modular clip-on system.
- For demanding coastal, industrial or offshore conditions we recommend our field-proven MaxiPleat cassette filter range.

GEOMETRIES AVAILABLE		1/1	1/2
Nominal volume flow rate	m³/h	4,250	2,000
Filtering area	m²	18	8.5
Front frame for mounting frame	mm	592 × 592 × 25 610 × 610	287 × 592 × 25 305 × 610
Overall depth	mm	292	
Weight, approx.	kg	5.6	3.3
Temperature-resistance	°C	70	
Moisture-resistance (rel. hum.)	%	100	

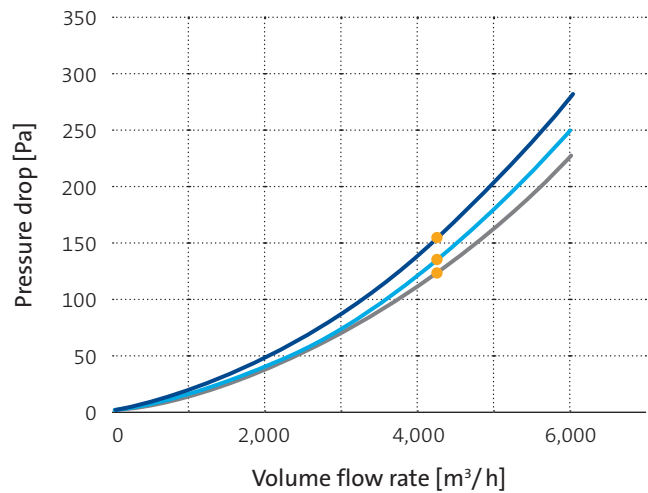


TECHNICAL FILTER TEST DATA TO EN 779 AND ISO 16890

Fractional collection efficiency curves



Initial pressure drop curves

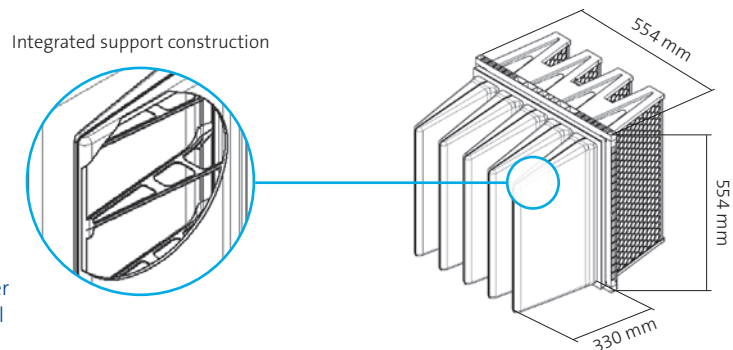


— MVPGT 98-18 — MVPGT 95-18 — MVPGT 85-18 ● Nominal volume flow rate

KEY DATA		MVPGT85	MVPGT95	MVPGT98
Nominal volume flow rate ●	m³/h		4,250	
Initial pressure drop	Pa	125	135	155
Class to ISO 16890		ISO ePM2,5 70%	ISO ePM1 70%	ISO ePM1 85%
Particulate matter efficiency				
ISO ePM1	%	60	70	86
ISO ePM2,5		70	78	91
ISO ePM10		90	93	97
Cut-off particle size	µm	5	4	2.5
Filter class to EN 779:2012		F7	F8	F9
Recom. final pressure drop*	Pa		600	
Maximum final pressure drop	Pa		1,000	
Dust holding capacity approx. AC Fine up to 635 Pa	g	1,100	950	850

* For cost-efficiency or system-specific reasons it may be appropriate to change the filters before reaching the final pressure drop stated. It can also be exceeded in certain applications.

MVPGT filter with clipped-on hydroMaxx reverse pocket filter for optimum moisture removal



The information or figures given are subject to tolerances due to normal production fluctuations. Our explicit written confirmation is required in each case for the correctness of the information. Subject to technical alterations. You will find instructions on how to handle and dispose of loaded filters in our information on product safety and eco-compatibility.

FREUDENBERG FILTRATION TECHNOLOGIES

Contact us

www.freudenberg-filter.com

FREUDENBERG
INNOVATING TOGETHER